

UW-24/O



## FEATURES

Accepts custom panels for an integrated look within cabinetry or accessory handles to match other Sub-Zero, Wolf, and Cove products

Offers any-occasion-46-bottle capacity

Store reds and whites in separate temperature zones that keep wines at proper serving temperatures, within one degree of setpoint

Maintains constant, moderate humidity with dual evaporators so corks do not dry out

Shields wine from aging with UV-resistant glass door

Select the wine you want without agitating others with textured roller-glide shelves that do not vibrate

Locks in cold air to ensure freshness with magnetic door seals

Locate your favorite bottles easily with LED lighting

Organize your collection with our inventory tile system

Connects to your home security system

## ACCESSORIES

Classic Series Dessert Wine Rack

Dual Installation Kit

Lock Kit

Undercounter Black Dual Kickplate

Undercounter Door Lock Kit

Undercounter Dual Lock Kit

Undercounter Silver Dual Kickplate

Undercounter Silver Kickplate

Undercounter Solid Overlay Door

Wine Inventory Tiles

Wine Inventory Tiles - Writable

Accessories are available through an authorized dealer.

For local dealer information, visit [subzero-wolf.com/locator](https://subzero-wolf.com/locator).



## HANDLE ACCESSORIES

PRO



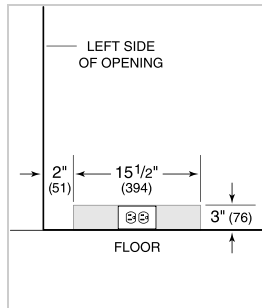
TUBULAR



**PRODUCT SPECIFICATIONS**


|                       |                          |
|-----------------------|--------------------------|
| Model                 | UW-24/O                  |
| Dimensions            | 23 7/8"W x 34"H x 24"D   |
| Door Clearance        | 25 3/8"                  |
| Electrical Supply     | 115 VAC, 60 Hz           |
| Electrical Service    | 15 amp dedicated circuit |
| Wine Storage Capacity | 46 Bottles               |

**ELECTRICAL**



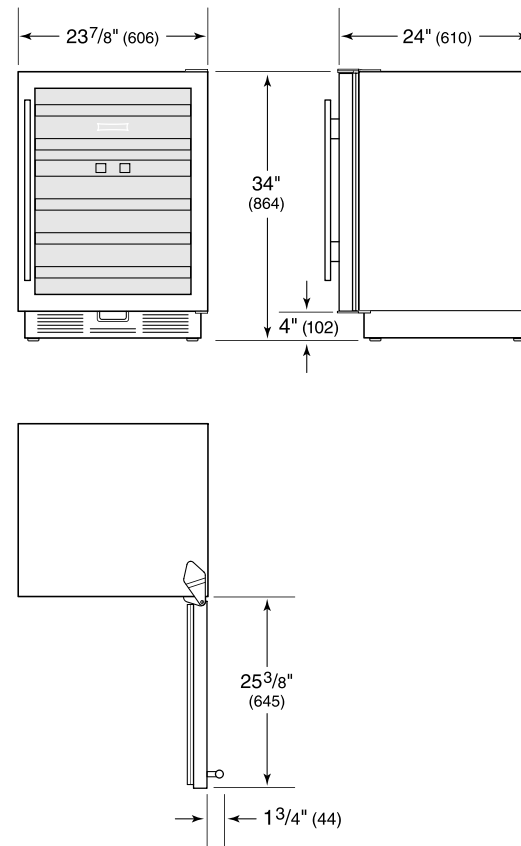
NOTE: Dimensions in parenthesis are in millimeters unless otherwise specified

**INTERIOR VIEW**

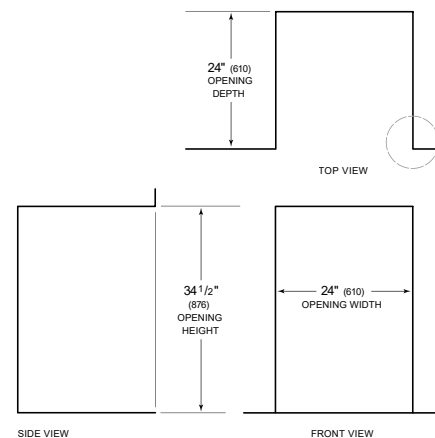


This illustration is intended for interior reference only and may not represent the exterior of the model being specified.

**DIMENSIONS**



**STANDARD INSTALLATION**



NOTE: 3 1/2" (89) finished returns will be visible and should be finished to match cabin

