

IT-30R



FEATURES

Monitor and control remotely with Wi-Fi connectivity

Accepts custom panels for an integrated look within cabinetry or stainless-steel accessory panels and handles to match other Sub-Zero, Wolf, and Cove products*

Preserves refrigerated foods with cool, moist air

Controls temperature within one degree of setpoint

Locks in cold air with a magnetic door seal system

Fight spoilage and odors with a NASA-inspired air purification system

Keeps produce fresher with high-humidity, sealed crisper and deli drawers

Refer to freshness cards for tips on food preservation, use, and care

Promotes easy clean-up with nano-coated, spillproof shelves

Control brightness with soft-on LED lighting

ACCESSORIES

Air Purification Cartridge

Egg Container

Reduced Toekick Divider

Stainless Steel Side Panel

Stainless Steel Top Panel

Dual Installation Kits

Stainless Steel Door Panels With Pro Handle

Stainless Steel Door Panels With Tubular Handle

Stainless Steel Drawer Panels With Pro Handles

Stainless Steel Drawer Panels With Tubular Handles

Stainless Steel Dual Installation Kickplates

Stainless Steel Pro Handles

Stainless Steel Tubular Handles

Accessories are available through an authorized dealer.
For local dealer information, visit subzero-wolf.com/locator.



HANDLE ACCESSORIES

PRO



TUBULAR



PRODUCT DETAILS

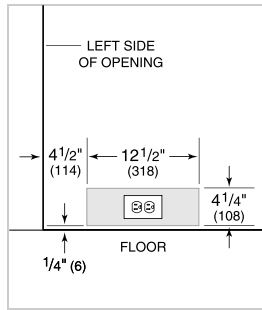
REFRIGERATOR

- LED refrigerator lights
- 4 glass refrigerator shelves (3 adjustable; 1 stationary)
- Crisper drawer with dividers and sliding cover
- 1 deli drawer with adjustable dividers
- 3 door bins (2 adjustable; 1 stationary)
- 1 adjustable dairy compartment

PRODUCT SPECIFICATIONS

| | |
|-----------------------|--------------------------|
| Model | IT-30R |
| Dimensions | 30"W x 84"H x 24"D |
| Refrigerator Capacity | 16.5 cu. ft. |
| Door Clearance | 28 1/2" |
| Drawer Clearance | 18 3/8" |
| Electrical Supply | 115 VAC, 60 Hz |
| Electrical Service | 15 amp dedicated circuit |

ELECTRICAL




NOTE: The electrical outlet must be positioned with the grounding prong to the right of the thinner blades.

PANEL SPECIFICATIONS For complete panels specifications including width/height, weight requirements and thickness requirements visit subzero-wolf.com/reveal.

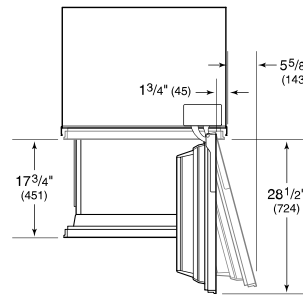
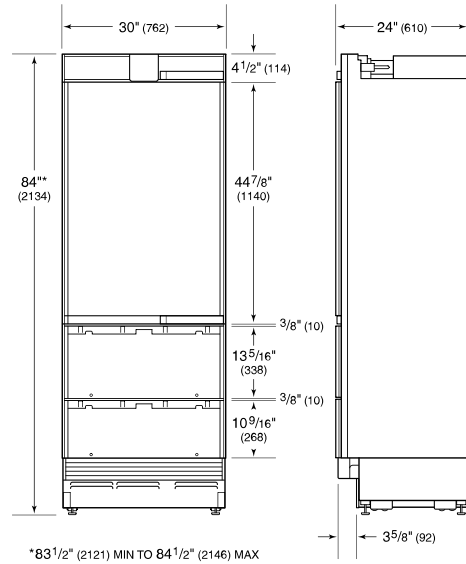
NOTE: Dimensions in parenthesis are in millimeters unless otherwise specified

INTERIOR VIEW

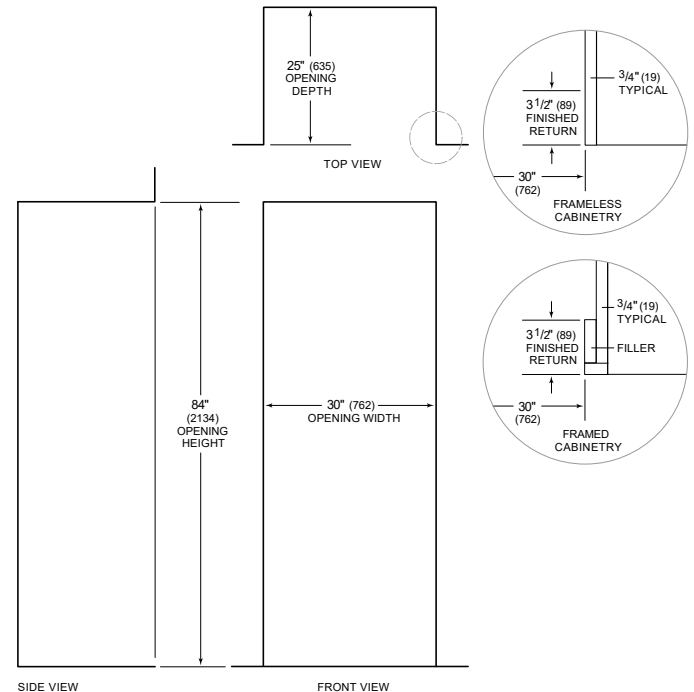


This illustration is intended for interior reference only and may not represent the exterior of the model being specified.

DIMENSIONS



STANDARD INSTALLATION



NOTE: 3 1/2" (89) finished returns will be visible and should be finished to match cabinetry