

IT-30FI



FEATURES

- Monitor and control remotely with Wi-Fi connectivity

- Accepts custom panels for an integrated look within cabinetry or stainless-steel accessory panels and handles to match other Sub-Zero, Wolf, and Cove products*

- Preserves frozen foods with frigid, dry air

- Controls temperature within one degree of setpoint

- Locks in cold air with a magnetic door seal system

- Filters ice, removing contaminants, chlorine taste, and odor

- Yields ice automatically and “max ice” for additional production

- Control brightness with soft-on LED lighting

ACCESSORIES

- Reduced Toekick Divider

- Stainless Steel Side Panel

- Stainless Steel Top Panel

- Water Filter

- Dual Installation Kits

- Stainless Steel Door Panels With Pro Handle

- Stainless Steel Door Panels With Tubular Handle

- Stainless Steel Drawer Panels With Pro Handles

- Stainless Steel Drawer Panels With Tubular Handles

- Stainless Steel Dual Installation Kickplates


- Stainless Steel Pro Handles

- Stainless Steel Tubular Handles

Accessories are available through an authorized dealer. For local dealer information, visit subzero-wolf.com/locator.



HANDLE ACCESSORIES



PRODUCT DETAILS

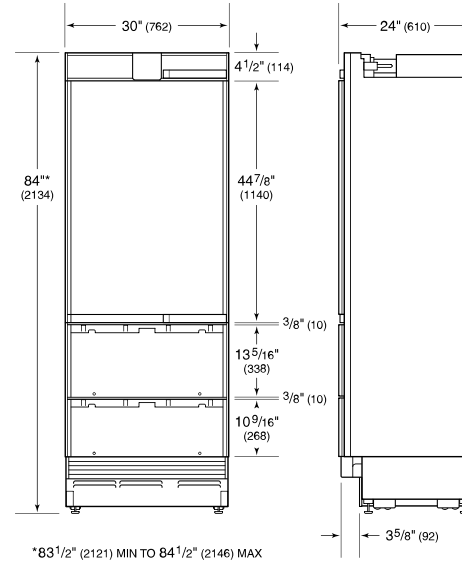
FREEZER

- LED freezer lights
- 3 adjustable wire shelves
- 4 adjustable door shelves
- 2 full-extension roll-out freezer drawers; one with adjustable dividers
- Automatic ice maker with removable ice container

PRODUCT SPECIFICATIONS

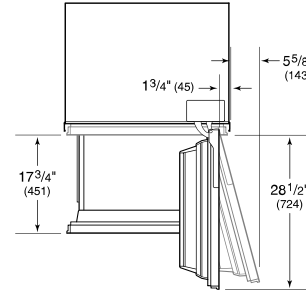
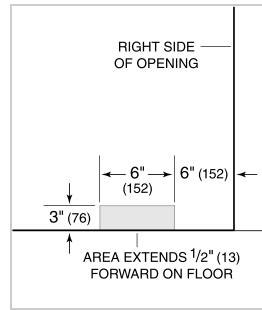
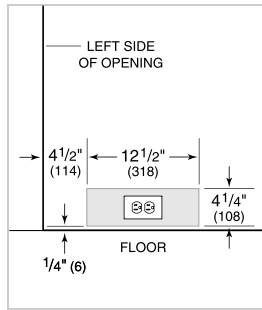
Model	IT-30FI
Dimensions	30"W x 84"H x 24"D
Refrigerator Capacity	15.1 cu. ft.
Door Clearance	28 1/2"
Drawer Clearance	18 3/8"
Weight	458 lbs
Electrical Supply	115 VAC, 60 Hz
Electrical Service	15 amp dedicated circuit
Plumbing Supply	1/4" OD copper, braided stainless steel or PEX tubing
Plumbing Pressure	35–120 psi

DIMENSIONS



ELECTRICAL

PLUMBING

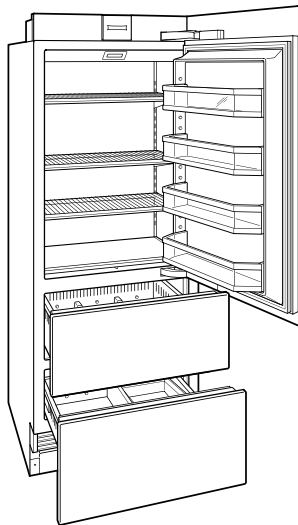


NOTE: The electrical outlet must be positioned with the grounding prong to the right of the thinner blades.

PANEL SPECIFICATIONS For complete panels specifications including width/height, weight requirements and thickness requirements visit subzero-wolf.com/reveal.

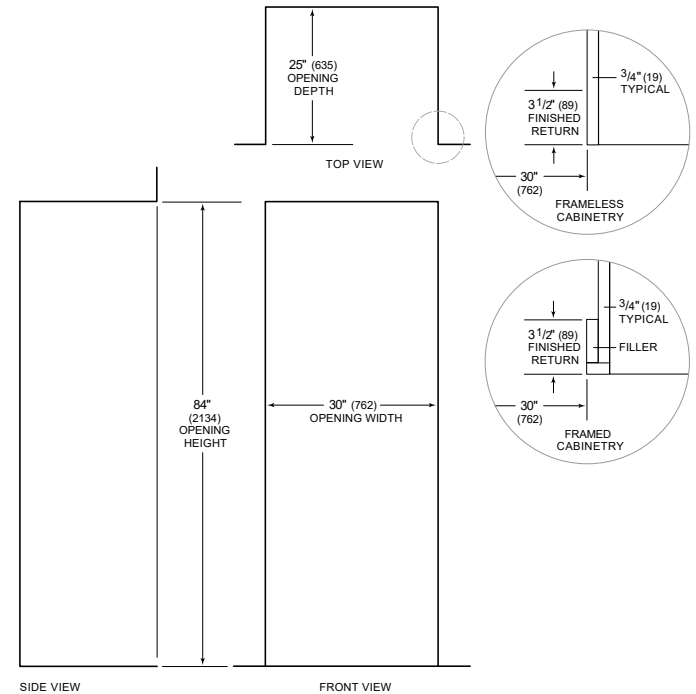
NOTE: Dimensions in parenthesis are in millimeters unless otherwise specified

INTERIOR VIEW



This illustration is intended for interior reference only and may not represent the exterior of the model being specified.

STANDARD INSTALLATION



NOTE: 3 1/2" (89) finished returns will be visible and should be finished to match cabinetry