

IC-24R



## FEATURES

Monitor and control remotely with Wi-Fi connectivity

Accepts custom panels for an integrated look within cabinetry or stainless-steel accessory panels and handles to match other Sub-Zero, Wolf, and Cove products\*

Preserves refrigerated foods with cool, moist air

Creates a seamless look with single-door design in your kitchen

Controls temperature within one degree of setpoint

Locks in cold air with a magnetic door seal system

Fight spoilage and odors with a NASA-inspired air purification system

Keeps produce fresher with high-humidity, sealed crisper and deli drawers

Refer to freshness cards for tips on food preservation, use, and care

Promotes easy clean-up with nano-coated, spillproof shelves

Control brightness with soft-on LED lighting

## ACCESSORIES

48 3/8" Pro Handle

50 1/8" Tubular Handle

Air Purification Cartridge

Egg Container

Reduced Toekick Divider

Stainless Steel Side Panel

Stainless Steel Top Enclosure

Stainless Steel Top Panel

Dual Installation Kits

Stainless Steel Door Panels With Pro Handle - 4" Toe Kick

Stainless Steel Door Panels With Tubular Handle - 4" Toe Kick

Stainless Steel Dual Installation Kickplates

Accessories are available through an authorized dealer.  
For local dealer information, visit [subzero-wolf.com/locator](https://subzero-wolf.com/locator).



## HANDLE ACCESSORIES

PRO



TUBULAR



## PRODUCT DETAILS

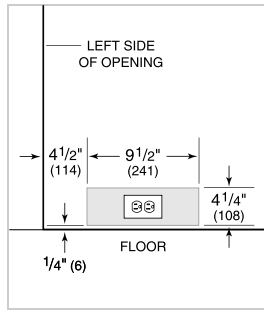
### REFRIGERATOR

- LED refrigerator lights
- 3 adjustable glass shelves
- 2 soft-close crisper drawers with adjustable dividers
- 1 deli drawer with adjustable dividers
- 5 door bins (3 adjustable; 2 stationary)
- 1 adjustable dairy compartment

**PRODUCT SPECIFICATIONS**

Model	IC-24R
Dimensions	24"W x 84"H x 24"D
Refrigerator Capacity	12.9 cu. ft.
Door Clearance	22 1/2"
Weight	353 lbs
Electrical Supply	115 VAC, 60 Hz
Electrical Service	15 amp dedicated circuit

**ELECTRICAL**



**NOTE:** The electrical outlet must be positioned with the grounding prong to the right of the thinner blades.

**PANEL SPECIFICATIONS** For complete panels specifications including width/height, weight requirements and thickness requirements visit [subzero-wolf.com/reveal](http://subzero-wolf.com/reveal).

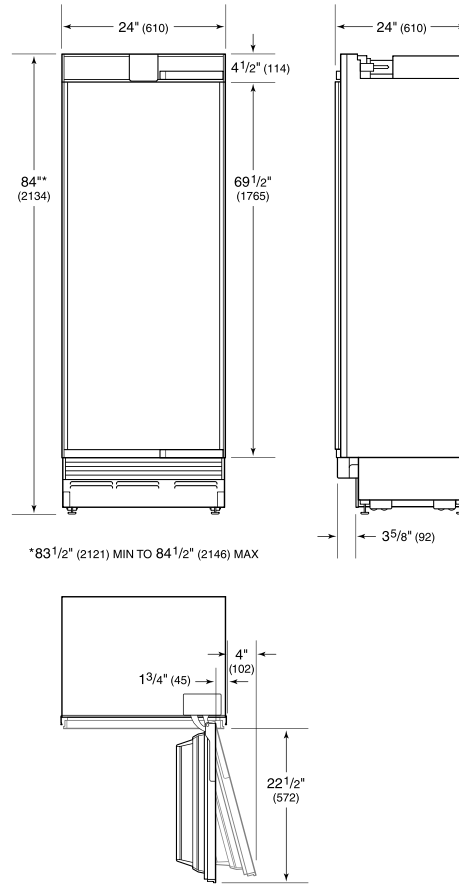
**NOTE:** Dimensions in parenthesis are in millimeters unless otherwise specified

**INTERIOR VIEW**

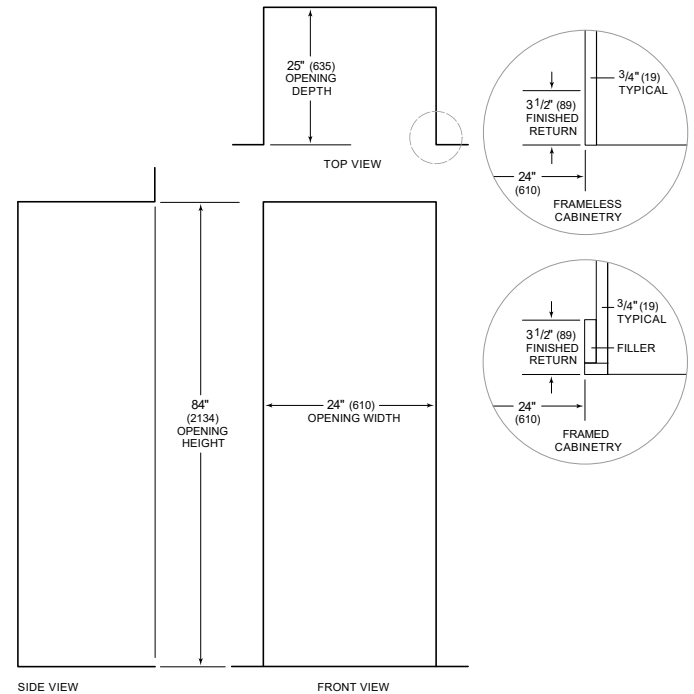


This illustration is intended for interior reference only and may not represent the exterior of the model being specified.

**DIMENSIONS**



**STANDARD INSTALLATION**



**NOTE:** 3 1/2" (89) finished returns will be visible and should be finished to match cabinetry