

BI-48SID/O

FEATURES

- Monitor and control remotely with Wi-Fi connectivity
- Accepts custom panels for an integrated look within cabinetry or stainless-steel accessory panels and handles to match other Sub-Zero, Wolf, and Cove products*
- Preserves refrigerated foods with cool, moist air and frozen foods with frigid, dry air
- Fight spoilage and odors with a NASA-inspired air purification system
- Locks in cold air to ensure freshness with magnetic door seals
- Keeps produce fresher with high-humidity, sealed crisper and deli drawers
- Controls temperature within one degree of setpoint
- Filters water and ice, removing contaminants, chlorine taste, and odor
- Delivers fresh, filtered water through an internal dispenser located discreetly within the refrigerator
- Yields ice automatically and "max ice" for additional production
- Ensures excellent visibility with bright lights
- Refer to freshness cards for tips on food preservation, use, and care


ACCESSORIES

- 90° Door Stop
- Custom Side Panel Mounting Kit
- Extended Framed Handle Kit
- Framed Handle Kit
- Framed Louvered Grille Insert
- Framed Stainless Steel Front Panels
- Framed White Front Panels
- Grille Frame - 83"
- Grille Frame - 88"
- Legacy 48" Stainless Steel Kickplate
- Legacy Custom Front Panel Mounting Kit
- Legacy Stainless Steel Flush Inset Freezer Door Panel with Pro Handle
- Legacy Stainless Steel Flush Inset Freezer Door Panel with Tubular Handle
- Legacy Stainless Steel Flush Inset Refrigerator Door Panel with Tubular Handle
- Legacy Stainless Steel Side Panel
- Louvered Grille - 83"
- Louvered Grille - 88"
- Stainless Steel Flush Inset Refrigerator Door Panel with Pro Handle
- Water Filter
- White Side Panel

Accessories are available through an authorized dealer.



HANDLE ACCESSORIES



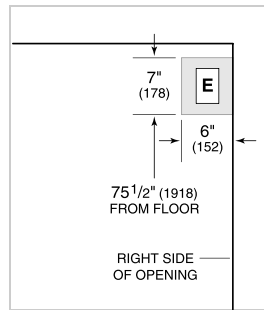
Specifications are subject to change without notice. This information was generated on April 3, 2026. Verify specifications prior to finalizing your cabinetry/enclosures.

PRODUCT SPECIFICATIONS

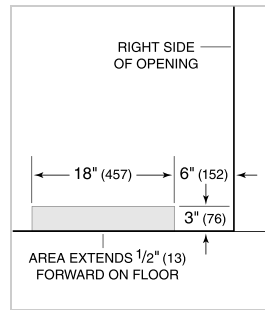
Model	BI-48SID/O
Electrical Supply	115 VAC, 60 Hz
Electrical Service	15 amp dedicated circuit
Plumbing Supply	1/4" OD copper, braided stainless steel or PEX tubing
Plumbing Pressure	35–120 psi

DIMENSIONS

ELECTRICAL



PLUMBING



PANEL SPECIFICATIONS For complete panels specifications including width/height, weight requirements, thickness requirements and offset details visit subzero-wolf.com/builtinconfigurator.

NOTE: Dimensions in parenthesis are in millimeters unless otherwise specified

INTERIOR VIEW

This illustration is intended for interior reference only and may not represent the exterior of the model being specified.