

BI-36U/S



FEATURES

- Monitor and control remotely with Wi-Fi connectivity
- Preserves refrigerated foods with cool, moist air and frozen foods with frigid, dry air
- Fight spoilage and odors with a NASA-inspired air purification system
- Locks in cold air to ensure freshness with magnetic door seals
- Keeps produce fresher with high-humidity, sealed crisper and deli drawers
- Controls temperature within one degree of setpoint
- Filters ice, removing contaminants, chlorine taste, and odor
- Yields ice automatically and "max ice" for additional production
- Ensures excellent visibility with bright lights
- Refer to freshness cards for tips on food preservation, use, and care


ACCESSORIES

- 90° Door Stop
- Egg Container
- Legacy 36" Stainless Steel Kickplate
- Legacy 45 3/16" Pro Handle
- Legacy Dual Install Kit with 72" Pro Louvered Grille
- Legacy Dual Installation Kit
- Legacy Dual Installation Kit with 66" Pro Louvered Grille
- Legacy Grille Frame - 84"
- Legacy Pro Handle
- Legacy Stainless Steel Pro Louvered Grille - 84"
- Legacy Stainless Steel Side Panel
- Legacy Tubular Handle
- Stainless Steel Pro Louvered Grille - 83"
- Stainless Steel Pro Louvered Grille - 88"
- Water Filter
- White Side Panel
- Dual Installation Kit with Dual Wide Grille
- Stainless Steel Pro Handles

Accessories are available through an authorized dealer.
For local dealer information, visit subzero-wolf.com/locator.



HANDLE OPTIONS



PRODUCT DETAILS

REFRIGERATOR

- LED refrigerator and freezer lights
- 4 glass refrigerator shelves (3 adjustable; 1 stationary)
- 1 high-humidity crisper drawer with adjustable dividers
- 1 deli drawer with adjustable dividers
- 1 adjustable dairy compartment
- 3 door bins (2 adjustable; 1 stationary)

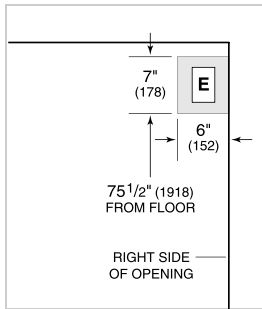
FREEZER

- Automatic ice maker with removable ice container
- 1 full-extension roll-out freezer drawer

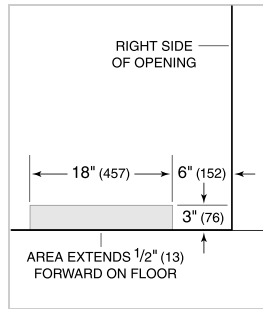
PRODUCT SPECIFICATIONS

Model	BI-36U/S
Dimensions	36"W x 84"H x 24"D
Refrigerator Capacity	15.5 cu. ft.
Freezer Capacity	5.2 cu. ft.
Electrical Supply	115 VAC, 60 Hz
Electrical Service	15 amp dedicated circuit
Plumbing Supply	1/4" OD copper, braided stainless steel or PEX tubing
Plumbing Pressure	35–120 psi
Receptacle	3-prong grounding-type

ELECTRICAL



PLUMBING



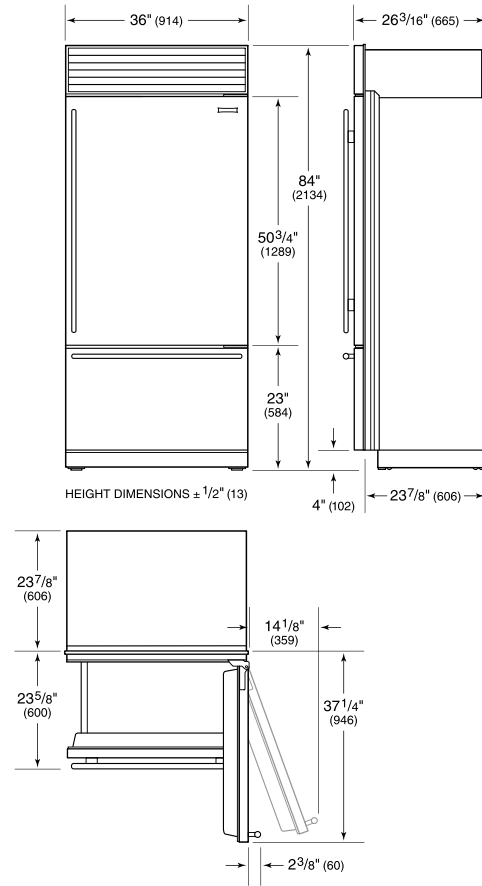
NOTE: Dimensions in parenthesis are in millimeters unless otherwise specified

INTERIOR VIEW

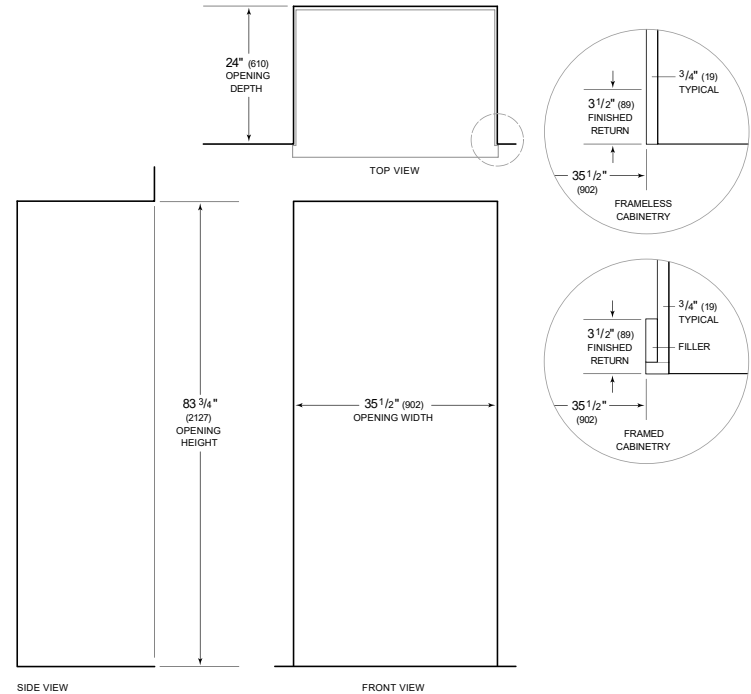


This illustration is intended for interior reference only and may not represent the exterior of the model being specified.

DIMENSIONS



STANDARD INSTALLATION



NOTE: 3 1/2" (89) finished returns will be visible and should be finished to match cabinetry. Shaded line represents profile of unit.