

BI-36U/O



FEATURES

- Monitor and control remotely with Wi-Fi connectivity

- Accepts custom panels for an integrated look within cabinetry or stainless-steel accessory panels and handles to match other Sub-Zero, Wolf, and Cove products*

- Preserves refrigerated foods with cool, moist air and frozen foods with frigid, dry air

- Fight spoilage and odors with a NASA-inspired air purification system

- Locks in cold air to ensure freshness with magnetic door seals

- Keeps produce fresher with high-humidity, sealed crisper and deli drawers

- Controls temperature within one degree of setpoint

- Filters ice, removing contaminants, chlorine taste, and odor

- Yields ice automatically and "max ice" for additional production

- Ensures excellent visibility with bright lights

- Refer to freshness cards for tips on food preservation, use, and care

ACCESSORIES

- 90° Door Stop

- Custom Side Panel Mounting Kit

- Egg Container

- Legacy 36" Stainless Steel Kickplate

- Legacy 45 3/16" Pro Handle

- Legacy Dual Installation Kit

- Legacy Dual Installation Kit with 66" Grille Frame

- Legacy Dual Installation Kit with 72" Grille Frame

- Legacy Grille Frame - 84"

- Legacy Pro Handle

- Legacy Pro Louvered Flush Inset Grille - 84"

- Legacy Stainless Steel Flush Inset Door Panel with Pro Handle

- Legacy Stainless Steel Flush Inset Door Panel with Tubular Handle

- Legacy Stainless Steel Flush Inset Drawer Panel with Pro Handle

- Legacy Stainless Steel Flush Inset Drawer Panel with Tubular Handle

- Legacy Stainless Steel Flush Inset Grille Panel

- Legacy Stainless Steel Pro Louvered Grille - 84"

- Legacy Stainless Steel Side Panel

- Legacy Tubular Handle

- Water Filter


- White Side Panel

- Dual Installation Kit with Dual Wide Grille

- Stainless Steel Pro Handles



HANDLE ACCESSORIES



PRODUCT DETAILS

REFRIGERATOR

- LED refrigerator and freezer lights
- 4 glass refrigerator shelves (3 adjustable; 1 stationary)
- 1 high-humidity crisper drawer with adjustable dividers
- 1 deli drawer with adjustable dividers
- 1 adjustable dairy compartment
- 3 door bins (2 adjustable; 1 stationary)

FREEZER

- Automatic ice maker with removable ice container
- 1 full-extension roll-out freezer drawer

Dual Flush Inset Installation Accessories

Flush Inset Installation Accessories

Framed Installation Accessories

Classic Overlay or Flush Inset Grille Frames

Classic Louvered Grilles

Accessories are available through an authorized dealer.
For local dealer information, visit subzero-wolf.com/locator.

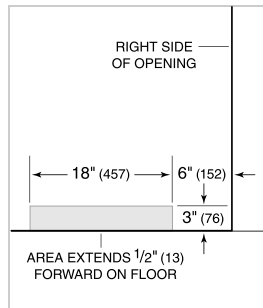
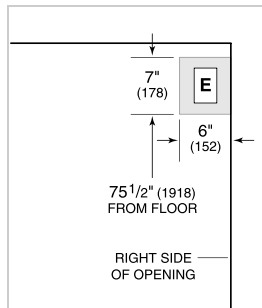
Specifications are subject to change without notice. This information was generated on April 3, 2026. Verify specifications prior to finalizing your cabinetry/enclosures.

PRODUCT SPECIFICATIONS

Model	BI-36U/O
Dimensions	36"W x 84"H x 24"D
Refrigerator Capacity	15.5 cu. ft.
Freezer Capacity	5.2 cu. ft.
Electrical Supply	115 VAC, 60 Hz
Electrical Service	15 amp dedicated circuit
Plumbing Supply	1/4" OD copper, braided stainless steel or PEX tubing
Plumbing Pressure	35–120 psi
Receptacle	3-prong grounding-type

ELECTRICAL

PLUMBING



PANEL SPECIFICATIONS For complete panels specifications including width/height, weight requirements, thickness requirements and offset details visit subzero-wolf.com/builtinconfigurator.

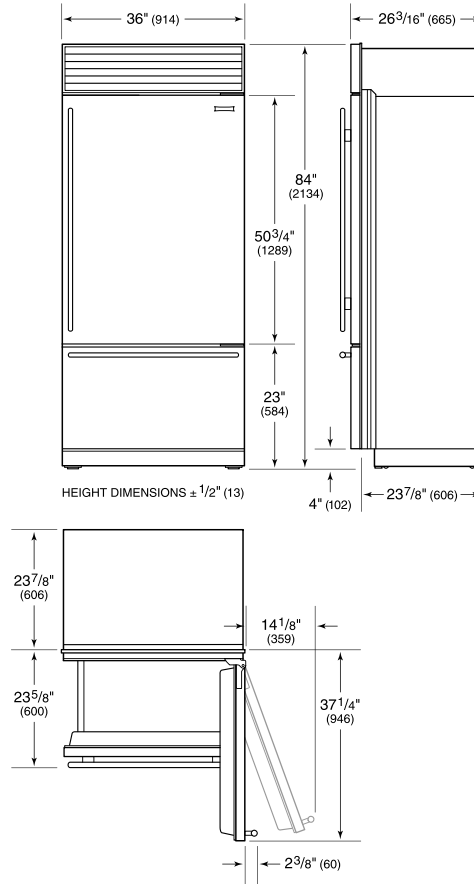
NOTE: Dimensions in parenthesis are in millimeters unless otherwise specified

INTERIOR VIEW

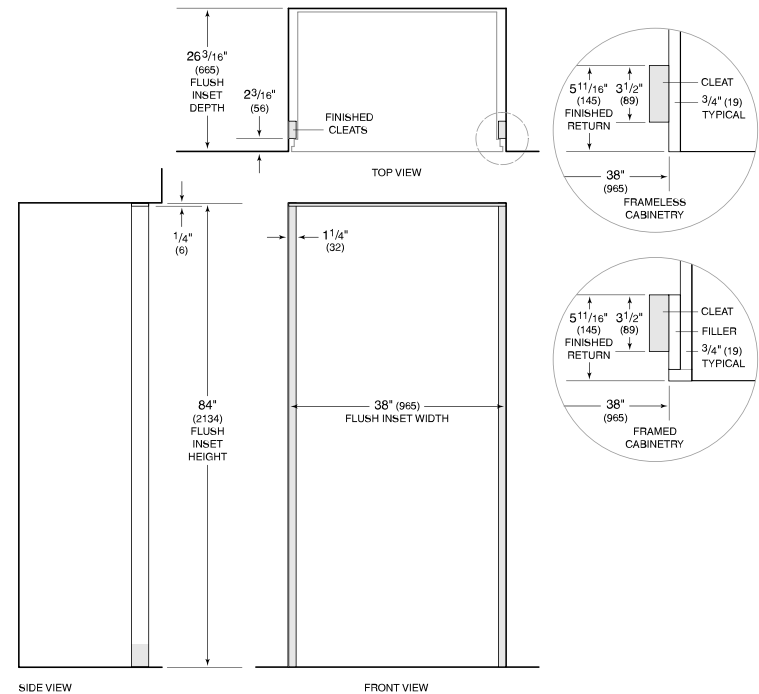


This illustration is intended for interior reference only and may not represent the exterior of the model being specified.

DIMENSIONS



FLUSH INSET INSTALLATION



NOTE: 3/16" (89) finished returns and shaded areas will be visible and should be finished to match cabinetry. Shaded line represents profile of unit with 3/4" (19) panel.