

BI-36F/O



## FEATURES

Monitor and control remotely with Wi-Fi connectivity

Accepts custom panels for an integrated look within cabinetry or stainless-steel accessory panels and handles to match other Sub-Zero, Wolf, and Cove products\*

Locks in cold air to ensure freshness with magnetic door seals

Controls temperature within one degree of setpoint

Filters ice, removing contaminants, chlorine taste, and odor

Yields ice automatically and "max ice" for additional production

Ensures excellent visibility with bright lights

## ACCESSORIES

90° Door Stop

Custom Side Panel Mounting Kit

Legacy 45 3/16" Pro Handle

Legacy Dual Installation Kit

Legacy Dual Installation Kit with 66" Grille Frame

Legacy Dual Installation Kit with 72" Grille Frame

Legacy Grille Frame - 84"

Legacy Pro Louvered Flush Inset Grille - 84"

Legacy Stainless Steel Flush Inset Door Panel with Pro Handle

Legacy Stainless Steel Flush Inset Door Panel with Tubular Handle

Legacy Stainless Steel Flush Inset Grille Panel

Legacy Stainless Steel Kickplate - Left Hinge

Legacy Stainless Steel Kickplate - Right Hinge

Legacy Stainless Steel Pro Louvered Grille - 84"

Legacy Stainless Steel Side Panel

Legacy Tubular Handle

Water Filter

White Side Panel

Dual Installation Kit with Dual Wide Grille

Stainless Steel Pro Handles

Stainless Steel Tubular Handles

Dual Flush Inset Installation Accessories

Flush Inset Installation Accessories

Framed Installation Accessories

Classic Overlay or Flush Inset Grille Frames

Classic Louvered Grilles

Accessories are available through an authorized dealer.  
For local dealer information, visit [subzero-wolf.com/locator](http://subzero-wolf.com/locator).



## HANDLE ACCESSORIES

PRO



TUBULAR



## PRODUCT DETAILS

### FREEZER

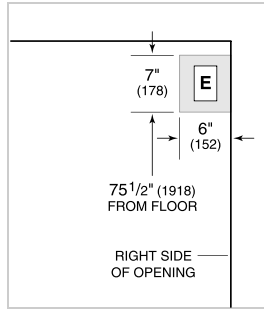
- LED freezer lights
- 4 stainless-steel freezer shelves (3 adjustable; 1 stationary)
- 3 storage drawers with adjustable dividers
- 5 adjustable door bins
- Automatic ice maker with removable ice container



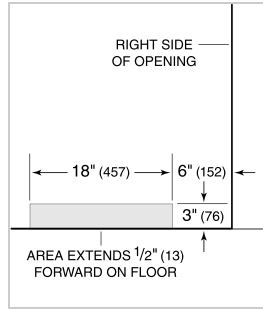
**PRODUCT SPECIFICATIONS**

Model	BI-36F/O
Dimensions	36"W x 84"H x 24"D
Freezer Capacity	22.6 cu. ft.
Electrical Supply	115 VAC, 60 Hz
Electrical Service	15 amp dedicated circuit
Plumbing Supply	1/4" OD copper, braided stainless steel or PEX tubing
Plumbing Pressure	35–120 psi
Receptacle	3-prong grounding-type

**ELECTRICAL**



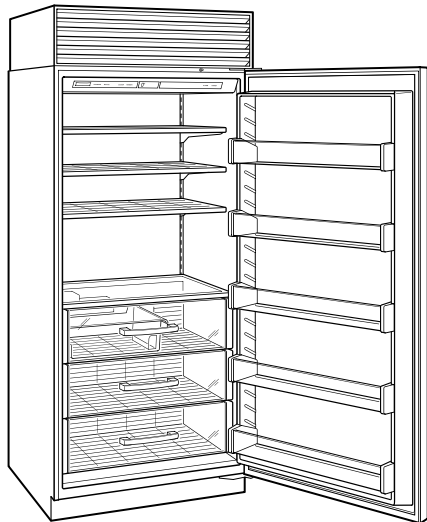
**PLUMBING**



**PANEL SPECIFICATIONS** For complete panels specifications including width/height, weight requirements, thickness requirements and offset details visit [subzero-wolf.com/builtinconfigurator](http://subzero-wolf.com/builtinconfigurator).

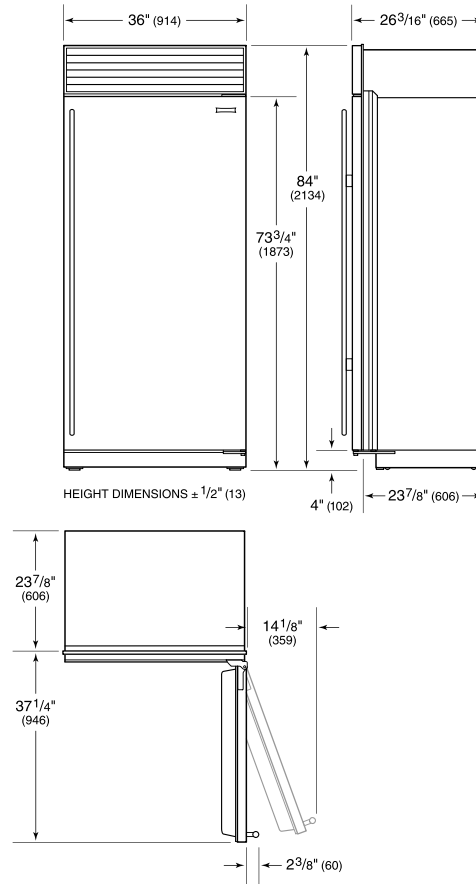
**NOTE:** Dimensions in parenthesis are in millimeters unless otherwise specified

**INTERIOR VIEW**

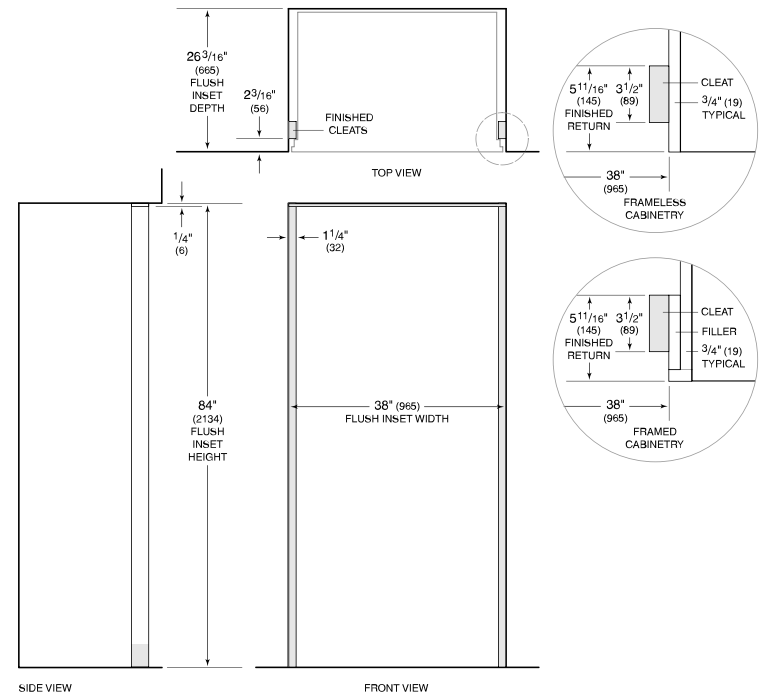


This illustration is intended for interior reference only and may not represent the exterior of the model being specified.

**DIMENSIONS**



**FLUSH INSET INSTALLATION**



**NOTE:** 3/2" (89) finished returns and shaded areas will be visible and should be finished to match cabinetry. Shaded line represents profile of unit with 3/4" (19) panel.